

In Alabama, United States

GCAG296 The Treasure of the Saint Anne

There are several steps for this puzzle:

1. Decode pigpen cipher.
2. Identify pirate names from the images.
3. Spot the difference between two coins.
4. Solve a 6x6 picto-sudoku and determine values by counting the number of holes in each icon.
5. Convert icons to morse code.
6. Use what3word coordinates to locate business names.
7. Convert domino pips to braille
8. Solve the word ladder Storm to Wreck.
9. Find TB number among a block of text.
10. Columnar transposition cipher, and possible keyword decryption.
11. Determine the names of three dead crewmates.
12. Field puzzle to search for headstones that match those on treasure map.
13. Decode 'book' cipher using headstone inscriptions.
14. Decrypt anagram from book cipher.
15. Solve red-letter puzzle.
16. Field puzzle to search for headstone that matches red-letter puzzle.
17. Solve doubloon puzzle.
18. Solve or decrypt final coordinates.
19. Find the cache container, if you can.
20. Resist the urge to praise this rubbish.

If I have left anything out, it will be covered. Note. The cache owner's words are presented in text boxes. You do not have to type it any more; you can copy from here.

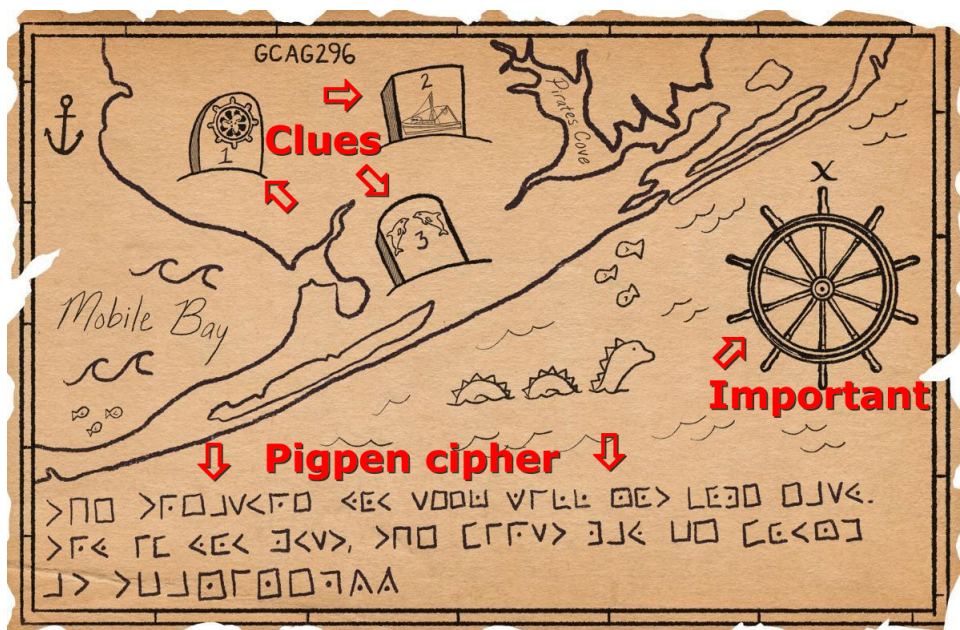
Cache Description:

The following document was recently unearthed in Baldwin County Alabama. It is believed to be the last communication from Captain Salient of the Corsair LeCroak to his crew. Some believe it to be clues to the whereabouts of the plunder from their capture of the Spanish Galleon, The Saint Anne.

Do you have what it takes to find the treasure?

Ahoy, me hearties! Listen up, ye scurvy crew! I've dispatched a parchment unveilin' the secrets crucial to discoverin' the coveted treasure of the Saint Anne. Only by joinin' forces and collaboratin' can you decipher its hidden where-abouts. Them doubloons I bestowed to each of you upon our partin' ways will be essential in trackin' down the booty. Without 'em, you be doomed to despair and no chance of findin' the treasure. May the winds favor you in this perilous pursuit!

Captain Salient of the Corsair LeCroak



The Puzzle: decode the pigpen cipher...

The treasure you seek will not come easy.
Try if you must, the first may be found
at TBA**ine**PZZ.

Solution: TBA9PZZ

Notes:

The three headstones will come into play for the cipher found on the 10th trackable.

The helm (steering-wheel) may aid in determining the final coordinates.

The word "first" in the pig-pen cipher is a pronoun without antecedent but can be understood to mean the first of ten doubloons or trackables (or both since each trackable displays one doubloon).

Next step: Go to...

<https://www.geocaching.com/track/details.aspx?TB=TBA9PZZ>

TBA9PZZ Killian's Coin

Woo-Hoo! Congratulations, you have found the first doubloon! One of ten that I bestowed on me crew after I hid the treasure. This here one belongs to Killian.

Arrr! After plunderin' the treasure ship, the Saint Anne, we'd anchored the LeCroak at Pirate's Cove, when our newest seadog, Killian Jones, warned us that the Spanish armada had been sighted sailin' into Perdido Bay. Escape by sea weren't an option no more, so we schemed a plan. Half the crew sailed the ship up Semmes Bayou and scuppered it, while the other half set course west towards Mobile, aimin' to meet and acquire another vessel. 'Twas up to me to stash the treasure, and only I knows its secret hidin' place. While we be a tight-knit lot, we were still pirates, mind ye, so trust weren't a luxury we could afford. If I didn't manage to flee, I plotted to cipher the treasure's whereabouts usin' ten o' the coins from the loot. Afore I set sail, I handed one coin to each matey, tellin' 'em that if I didn't return, the coins would guide 'em to the booty. And just as our crew be at its mightiest when fightin' as one, the hidden spot can only be uncovered when all ten coins be brought together again.

Bein' unlucky for me, I got nabbed, but I refused to tell the whereabouts of the treasure. I spent three decades, ya, thirty long years behind bars, and now, sharin' this tale, I feel me days be numbered. Try as they may, me crew couldn't crack the code for the treasure's hidey-hole. 'Twouldn't be right to just spill the beans to ye about its spot, but I'll give ye the same shot I give me crew. Unravel me riddles, and ye might just stumble upon the Saint Anne's Treasure. Think ye be smarter than me crew, do ye? Only time'll tell if ye be up to the challenge.

Notes:

Red letter = W

Coin number = 1

Coin notch = 1

No mention of Killian Jones' demise

The Puzzle: identify each pirate from the images and enter their names into the spaces provided:



<u>T</u>	<u>h</u>	<u>o</u>	<u>m</u>	<u>a</u>	<u>s</u>	<u>T</u>	<u>e</u>	<u>w</u>							
			<u>A</u>	<u>n</u>	<u>n</u>	<u>y</u>	<u>B</u>	<u>o</u>	<u>n</u>	<u>n</u>	<u>y</u>				
			<u>M</u>	<u>a</u>	<u>r</u>	<u>y</u>	<u>R</u>	<u>e</u>	<u>a</u>	<u>d</u>					
			<u>W</u>	<u>i</u>	<u>l</u>	<u>l</u>	<u>i</u>	<u>a</u>	<u>m</u>	<u>K</u>	<u>i</u>	<u>d</u>	<u>d</u>		
			7	2	5	8	4	9	0	6	3	2	4	7	1
<u>H</u>	<u>e</u>	<u>n</u>	<u>r</u>	<u>y</u>	<u>E</u>	<u>v</u>	<u>e</u>	<u>r</u>	<u>y</u>						
<u>C</u>	<u>h</u>	<u>a</u>	<u>r</u>	<u>l</u>	<u>e</u>	<u>s</u>	<u>V</u>	<u>a</u>	<u>n</u>	<u>e</u>					

Solution: TBAK6RV

Next step: Go to...

<https://www.geocaching.com/track/details.aspx?TB=TBAK6RV>

TBAK6RV Cook's Reward

One more down, eight more to seek! Well done on findin' the second doubloon. this here coin be bestowed upon Francis Duggan, our fine cook, and a loyal shipmate. Whenever misfortune weighed heavy on us, Francis would conjure a feast to raise our moods. 'Twas Francis who caught whisper 'bout the Saint Anne's fabled treasure while we was docked at Mobile.

Notes:

- Red letter = 0
- Coin number = 6
- Coin notch = 4
- No mention of Francis Duggan's demise

The Puzzle: spot the difference between two coins and note their coordinates (col, row). Here superimposed one atop the other.



Solution: GC KC BT (geocache GC code)

GCKCBT Pirate's Treasure

Next step: Go to...

<https://coord.info/GCKCBT> Pirate's Treasure

Look in this archived cache's trackable inventory where you will find TBA9PH8.

Next step: Go to...

<https://www.geocaching.com/track/details.aspx?TB=TBA9PH8>


TBA9PH8 Archer's Treasure

O' all th' scallywags aboard our crew, 'twas our gunner Archer Blackstone who struck fear in th' hearts o' all. Deadliest wit' any weapon, his skill at pointin' our cannons be beyond belief. As we closed in on th' Saint Anne, his openin' shots splintered two o' her masts, an' his next broadside wrecked th' rudder. Aye, that ship hauled up their flag o' surrender 'afore we'd even reloaded our guns. The treasure belonged to us, me hearties!

Notes:

- Red letter = 0
- Coin number = 5
- Coin notch = 1
- No mention of Archer Blackstone's demise

The Puzzle: solve the 6x6 sudoku and determine values for the lettered squares by counting the number of holes in each icon. Then substitute those values into the formula where upper-case letters indicate letters, and lower case-letters indicate numbers.



ABcDefg

Solution:

A = Hook = 7 = G

B = Map = 3 = C

C = Ship = 2

D = Hook = 7 = G

E = Wheel = 9

F = Chest = 8

G = Hat = 4

Therefore: GC2G984 (geocache GC code)

GC2G984 Pirate's Treasure

Next step: Go to...

<https://coord.info/GC2G984> Pirate's Treasure

Look in this archived cache's trackable inventory where you will find TBAK6M8.

Next step: Go to...

<https://www.geocaching.com/track/details.aspx?TB=TBAK6M8>

TBAK6M8 Pirate Booty

Down in Southern Louisiana be where we stumbled upon our sailmaker. Not just any sailmaker, but a true master craftsman. Aye, she could stitch th' mightiest sails on th' Gulf Coast, an' when we persuaded her to join our crew, we knew we'd struck gold. our vessel were swift, but with her sails, we could outrun any ship along th' coast. Mighty useful for makin' swift escapes. Sadly, she met her end durin' our getaway. Last I heard, she were laid to rest up in Little Rock. May she find peaceful slumber.

Notes:


Red letter = D

Coin number = 10

Coin notch = 7

Unnamed sailmaker is buried in Little Rock (Cemetery)

The Puzzle: convert icons to morse code (elongated icons are dashes, round icons are dots).



Solution:

-
-...
.-
.---
...-
-.-

Decoded: TBAJVY0

Next step: Go to...

<https://www.geocaching.com/track/details.aspx?TB=TBAJVY0>

TBAJVY0 The Cooper's Coin.

Evan Stede - this doubloon be his. He were our cooper - but much more'n that. Lethal wit' a cutlass, he held th' valor o' five men in battle. Saved me hide twice, he did. A true mate, if ever I could speak o' such 'bout a shipmate. Oddly enough, instead o' headin' to Mobile, I heard he set sail northward to Kentucky. Last I heard, he be still craftin' barrels fer some bloke named Jimmy Beam.

Notes:

Red letter = E

Coin number = 2

Coin notch = 10

No mention of Evan Stede's demise

The Puzzle: each line in the graphic is a what3word coordinate. Using online maps and google street view, find the featured letter or number for the business name found at each location.

herself.mental.bottle	N42° 01.928 W097° 43.997	T-bone North	T
scuffles.sesame.compacted	N33° 14.823 W081° 22.300	Mr B's Food and Spirit	B
pace.sting.taker	N39° 56.590 W075° 20.938	Hungry A Breakfast	A
wonderfully.clown.forced	N35° 34.221 W082° 30.449	Mr K's used books	K
sharpen.remove.deform	N32° 50.025 W097° 00.602	Spice 6	6
patient.counter.spiders	N32° 52.755 W100° 07.597	M&C Lumber	MC

Solution: TBAK6MC.

Next step: Go to...

<https://www.geocaching.com/track/details.aspx?TB=TBAK6MC>

TBAK6MC Golden Treasure

None could swing a hammer like our ship's carpenter, Ramsey Sawyer. this piece 'o eight belonged to him. He were a true artisan, and no ship boasted finer trimmin's than ours. Th' crew dozed on proper bunks, mark ye, an' me cabin were grander than that of a king. And he could rig a mast quicker than any living soul. Rarely did we linger in port for fixes with Ramsey amongst us.

Notes:


Red letter = N

Coin number = 7

Coin notch = 5

No mention of Ramsey Sawyer's demise

The Puzzle: convert domino pips to braille



Solution: TBA9QB1

Next step: Go to...

<https://www.geocaching.com/track/details.aspx?TB=TBA9QB1>

TBA9QB1 Diamond's Fortune

Second in command were our bosun, Bree Diamond. The finest mate I ever had, and by the devil, could she keep the crew in check. As sturdy a hand as any captain could wish for, she always stood at the fore, leadin' the charge. Many a scurvy dog quaked under her orders, and none could outmatch her with a cutlass. Many a skirmish saw victory thanks to her command on deck. I be grateful she fought alongside us and not against us.

Notes:

Red letter = S

Coin number = 4

Coin notch = 6

No mention of Bree Diamond's demise

The Puzzle: solve the word ladder Storm to Wreck.

Solution:

Storm

A=Stork (k)

B=Stark (a)

C=Stack (c)

D=Slack (l)

E=Slick (i)

F=Click (c)

G=Clock (o)

H=Crock (r)

I=Croak (a)

J=Crook (o)

K=Brook (b)

L=Brood (d)

M=Broad (a)

N=Bread (e)

O=Break (k)

P=Wreak (w)

Q=Wreck (c)

Substitute the changed letters from the word-ladder into the given formula

(P-F) (K) (h-e) (D+B) (m) (h-j) (l+m)
(W-C) (B) (r-i) (l+a) (a) (r-o) (d+a)

Convert the new formula to numbers using A1..Z26

(W-C) (B) (r-i) (l+a) (a) (r-o) (d+a)
(23-3) (2) (18-9) (12+1) (1) (18-15) (4+1)

Do the math

(23-3) (2) (18-9) (12+1) (1) (18-15) (4+1)
(20) (2) (9) (13) (1) (3) (5)

Convert values back to letters where uppercase letters appeared in the initial formula.

(20) (2) (9) (13) (1) (3) (5)
(T) (B) (9) (M) (1) (3) (5)

Tidy up: TB9M135

Next step: Go to...

<https://www.geocaching.com/track/details.aspx?TB=TB9M135>

TB9M135 Gold Doubloon

Like a true arrow through the waters, our helmsman piloted our vessel. Through tempests and squalls, he steered our ship, standing firm at his station. Often he guided us through treacherous shoals, venturing where few dared to tread. I heard he captained his own ship post his escape, collecting his own booty afore he sailed into the horizon several years ago. They whisper he was laid to rest somewhere amongst the shell banks.

Notes:

Red letter = L

Coin number = 9

Coin notch = 4

Unnamed helmsman is buried in Shell Banks (Cemetery)

The Puzzle: find the TB number among the block of text.



Solution: Read clockwise from row 1, col 3.

Result: Tee Bee Nine Em One Seven Vee (TB9M17V)

Next step: Go to...

<https://www.geocaching.com/track/details.aspx?TB=TB9M17V>

TB9M17V North Star

A finer man than our navigator could not be found. 'Twas as if he had eyes in the black of night, with the North Star etched into his mind. never did he lead us astray, though I'll never fathom how a wee cork and needle could guide us rightly, but 'twas his peculiar sorcery. I be aware he made off safely and I've heard he helmed his own vessel 'til he departed. I be clueless where he be laid to rest, but I be wishin' his final berth has a pleasant view.

Notes:

Red letter = A

Coin number = 8

Coin notch = 4

Unnamed navigator is buried in Pleasant View (Cemetery)

The Puzzle: Columnar transposition cipher

```
yipse ssily ufggt khmsr rmorh
ziter esytd lffse enrop bpsle
roeut iejpl raoee lstwo wbofo
oorig rkdss euhw ceuiu oroei
aeggt ztcnh feeie ygpse bgonu
ueota vrtrr nlea
```

Key=TB9M17V ?

Note. I found that online columnar transposition cipher solvers are fickle. Add to that, the CO gives an unequivocal hint that the "[Travel Bug number is the key](#)" but ... before decoding the message I was forced to wonder if the TB number intended to be the key might not have been for this particular trackable but for another. This led to a search where I found the following (which do not work) but may prove useful to you one day:

CODE -> NUMBER
OCQ4FP, TB5EETZ
GSX0BD, TB5ERGV
PC4H83, TB4AC33
PCNWW5, TB6WY3D
CC2H33, TB9A88P
CC68QT, TB8YTXF
CC7YA2, TB723H6
CCAZE9, TB4QM4K
CCFDZ3, TB4QM51
GS0BGW, TB6AE84
GS0TBK, TB6KWAJ
GS2XG5, TB5T234
GS3PY3, TB5ETME
GS3X2C, TB630QV
GS43JG, TB5T50R
GS7Y97, TB687FY
GS91YD, TB5ETNF
GSCDMN, TB51E98
GSEB7F, TB5XDEV
GSH9K5, TB4GHTC
GSH9Y5, TB4GHTB
GSMHWD, TB4ANEQ
GSNB8X, TB51EAN
GSR54X, TB6NC6Z
GSTDQE, TB5ERGW
CBOBV2, TB7RKYN

CODE -> NUMBER
ACZA4T, TB5100M
DMNON1, TB4QGKQ
CVH6B6, TB6FNK9
GXYWFN, TB5DZ5W
LEK6B2, TB67EWJ
AR14FK, TB8NWVA
GW5HQM, TB545G1
GWFFCF, TB4EJ4Z
CBG8HK, TB5BA2C
CBK90J, TB5EE8H
CBKR4W, TB65Y1K
CBNF8X, TB5NMP3
CBWBKE, TB5VTR7
OCNXEZ, TB5F3J9
OCW39P, TB5BKCD
4KOPDF, TB578QT
4KA03D, TB5RAGP
4KARN4, TB578EN
CRCBOM, TB6KDYY
MG36HY, TB2P486
DMAXEZ, TB64MEX
GWGX6Q, TB53469
GWY7B6, TB68M7J
HQ13B2, TB603AA
HQEOKF, TB5ZDQ3
HQH0RC, TB5ZE6X

CODE -> NUMBER
HQNXH5, TB5ZF8Z
HQR626, TB53EVF
HQTAEF, TB5ZF9H
GF0FCD, TB5ZD43
TG0K7D, TB6W99M
TG9F4Q, TB44TMG
GB4TPZ, TB5Y566
GBD6Z5, TB5Y5C1
GBGECE, TB5Y548
GBRCT3, TB5Y4AF
GBXBEZ, TB58XHY
14RFJE, TB70JFJ
GC4DXW, TB6WF7Y
GDA4XZ, TB5Z6X7
BCTAB1, TB6E4AK
AP1EDY, TB5Z1A9
APMT6V, TB3YVG8
TX4Y04, TB90JV4
GNF9MP, TB73Y3D
GNY174, TB73XX3
SE8FTW, TB2VWYG
DTE9D4, TB8X9XG
RT8VA2, TB6WG23
NPWE8Q, TB4CEKT
BP8BVE, TB5ZCFR

Anyway ...

Tool (auto solve)

www.boxentriq.com/code-breaking/columnar-transposition-cipher

Key: FBDEACG ?

Arrr ye be making good progress on these puzzles but I suspect this one will throw ye a few curves before you get it figured out. Try looking for help from Jessie space Girl

The Key explained

* Begin with the current TB number: TB9M17V

* Convert TB alphanumeric values to numbers

TB9M17V = 20 2 9 13 1 7 22

* Rank/index lowest to highest number

1 = 1
2 = 2
7 = 3
9 = 4
13 = 5
20 = 6
22 = 7

* Correlate rank index to the original order

20 2 9 13 1 7 22
6 2 4 5 1 3 7

* Convert numbers back to alphabet

6 2 4 5 1 3 7
F B D E A C G

FBDEACG is the columnar transposition key

Note. FBDEACG written backward looks like a GC code: GCAEDBF. But it does NOT lead to the next TB.

Back on topic.

Somehow we are supposed to get from the decoded message to the next trackable. I google-searched "Pirate Jessie Girl site:geocaching.com". Apparently this can also be done from your user dash-board under "Community > Find Another Player". Either method will lead you to...

GCA5D1 Pirates Treasure on Ft. Pickens Rd.
<https://coord.info/GCA5D1>
by Jessie Girl
www.geocaching.com/p/?u=Jessie+Girl

Look in this archived cache's trackable inventory where you will find TBA9Q33.

Next step: Go to...

<https://www.geocaching.com/track/details.aspx?TB=TBA9Q33>

TBA9Q33 The Final Piece of Loot

Belle Rouse be the finest quartermaster any captain could crave. our ship's holds were forever packed, and never did we yearn for a single luxury. They say a crew sails upon its belly, and contented voyagers we were. She was a grand Fisher too, and we never lacked for fresh sea fare. I rejoice to hear she made her getaway unharmed. Last I heard, she set her own course in business.

Ahoy, ye savvy geocachers! Ye be a clever bunch to reach this point! I've been languishing in this prison for 30 years, and me crewmates haven't managed to uncover the booty. Sadly, three of em have died, but I've enlisted these scallywags to lend ye a hand.

I be relyin' on ye now to ensure me treasure don't vanish into the abyss. Pay heed to the last steps, and the loot shall be yers!

Pay a visit to each of me three departed crewmates, and they'll spill the beans on where ye need to set out next. But, mind ye, leave the shovel behind when ye parley with me dead mates! No need to dig, for the treasure ain't buried there.

1-1-1-1 1-1-1-5 1-1-1-4 1-3-1-3 1-3-1-2
2-3-1-3 2-2-1-4 2-5-1-5 2-4-1-1 2-4-1-3
3-5-1-3 3-1-1-2 3-4-1-5 3-6-2-5 3-5-2-1

Now that ye be aware of yer next location, what do you seek there? Have ye red all the tales of me crewmates?

Venture forth and find what you seek, and then ye can enlist the aid of me crew. Employ their doubloons to unveil the final whereabouts of the treasure! Fair winds and a hearty "Yo ho ho," me cachers!

Notes:

Red letter = N
Coin number = 3
Coin notch = 9
No mention of Belle Rouse's demise

Puzzle 1: List the three dead crewmates found in the TB descriptions.

Sailmaker is buried in Little Rock (Cemetery)
Helmsman is buried in Shell Banks (Cemetery)
Navigator is buried in Pleasant View (Cemetery)

Visit each cemetery, without coordinates, and locate the headstones etched with the images pictured in the treasure map on the cache page. Alternately, find the information online. Take note of all information on each headstone.

Solution:

1. Unnamed helmsman is buried in Shell Banks Cemetery
Captain
Shon Galloway
Dec 16, 1954
Apr 30, 1980
Shell Banks Cemetery
<https://www.findagrave.com/memorial/53994009/shon-galloway>

2. Unnamed navigator is buried in Pleasant View Cemetery
Capt'n Buck
George Bryon
Peed
May 9, 1937
April 24, 2006
Pleasant View Baptist Church Cemetery
<https://www.findagrave.com/memorial/49908787/george-bryon-peed>

3. Unnamed sailmaker is buried in Little Rock Cemetery
Tammy Danelle
Adams Miner
Sunrise Aug 14, 1971
Sunset Sept 9, 2016
Beloved Wife Mother
and Sister
Little Rock Cemetery
<https://www.findagrave.com/cemetery/2243294/little-rock-cemetery>

Puzzle 2: decode the cipher on TBA9Q33 The Final Piece of Loot.

Solution: use the headstone inscriptions as the reference for the numbered cipher. That is...

1st digit = Headstone

2nd digit = Row

3rd digit = Word

4th digit = Letter

That is, for 1-1-1-1 the first letter is 1 so we are looking at Captain Shon Galloway, the next letter is 1 so it is row one which only has one word "captain" so the third letter must of necessity be 1, and the last digit is the letter in that word, which in this case is the letter C.

And again, for 1-1-1-5 we are again looking at Captain Galloway, first row, which has one word, but the fourth digit is 5 so our letter will be A since it is the fifth letter of the word captain.

Continue in this way for each of the 15 sequences in the cipher, except when the first letter is 2 you will look at Capt'n Buck, and when the first letter is 3 you will look at the inscription for Tammy Miner.

The result: CATCE ERLMY LAEEW

That is an anagram for WALLACE CEMETERY

Wallace Cemetery

<https://www.findagrave.com/cemetery/26920/wallace-cemetery>

Puzzle 3: discover what to look for at Wallace Cemetery

Solution: in the same image that contains the above cipher, Captain Salient (that's the dude from the cache description) asks, "Have ye red all the tales of me crewmates?" Note the misspelling of red for read. Go back and take note of the red letters that begin each trackable's description.

TBA9PZZ red letter = W
TBAK6RV red letter = O
TBA9PH8 red letter = O
TBAK6M8 red letter = D
TBAJVY0 red letter = E
TBAK6MC red letter = N
TBA9QB1 red letter = S
TB9M135 red letter = L
TB9M17V red letter = A
TBA9Q33 red letter = B
Red letters = Wooden slab

Wander (sorry, no coordinates available) around Wallace Cemetery until you find the wooden slab. You will have found it when you see...


Dick Buskens
Jehovahs Witness
Master Boatbuilder
Born Died
12-6-35 8-27-94
<https://www.findagrave.com/memorial/23991670/richard-warner-buskens>

Note. All you need are the dates. Remove hyphens.

1 2 6 3 5 8 2 7 9 4

Puzzle 4: Determine final coordinates.

Step 1. Order the doubloons in sequence according to the position of the notch on each. Note. This is where the helm/wheel on the treasure map can be an aid. Treat the wheel like a clock with only ten numbers. Arrange the coins around the wheel, keeping the notches to the outside. Like this...



Summary

Doubloon Number	Wheel Position
--------------------	-------------------

1	2
2	10
3	9
4	6
5	1
6	4
7	5
8	4
9	4
10	7

Wheel positions only (in order):

2 10 9 6 1 4 5 4 4 7

1 2 3 4 5 6 7 8 9 10

Dick Buskens' dates: 1 2 6 3 5 8 2 7 9 4

Reading the "wheel" positions from left to right, we match each wheel-value to the value in Dick Buskens' dates. Like so:

- . The first wheel-value is 2. The second value in Dick Buskens' date is '2'.
- . The second wheel-value is 10. The tenth value in Dick Buskens' date is '4'.
- . The third wheel-value is 9. The ninth value in Dick Buskens' date is '9'.
- . The fourth wheel-value is 6. The sixth value in Dick Buskens' date is '8'.
- . The fifth wheel-value is 1. The first value in Dick Buskens' date is '1'.

Now we have the north decimal minutes: 24.981

Continuing to read left to right...

- . The sixth wheel-value is 4. The fourth value in Dick Buskens' date is '3'.
- . The seventh wheel-value is 5. The fifth value in Dick Buskens' date is '5'.
- . The eighth wheel-value is 4. The fourth value in Dick Buskens' date is '3'.
- . The ninth wheel-value is 4. The fourth value in Dick Buskens' date is '3'.
- . The tenth wheel-value is 7. The seventh value in Dick Buskens' date is '2'.

Now we have the west decimal minutes: 35.332

Substitute the North and West decimal minutes into the posted coordinates to get the final location:

N 30° 24.981 W 087° 35.332
near Baldwin County Heritage Museum
25521 US-98, Elberta, AL 36530, United States
<https://maps.app.goo.gl/LJd6ZPzAzmkRHdUe9>

Note. The first to find on this cache is waterfan5 who uses Don't Panic Geocacher on youtube. This person created a video walk-through to solve this puzzle. You may find it here.

<https://www.youtube.com/watch?v=zUufnegKrYE>

Conclusions and observations

Make no mistake: this is a piece of shit puzzle. It is crap like this that led to the creation of adventure labs where you achieve five to ten finds for your effort instead of just one.

For GCAG296 The Treasure of the Saint Anne there is a minimum of eighteen stages, several of which are unsolvable without input from the cache owner or previous finders or highly technical devices not generally available to geocachers.

Example. TB9M17V North Star. Even with the hint about the key, this is so convoluted no sane person could possibly stumble onto the solution, let alone decrypt the cipher. It is only through the use of weakly programmed tools (I will not say poor or bad, but they do not work anything near to ideally), anyway, it is only through the use of insightful tools, let's call them, that any one can get past this stage.

Example. The doubloon debacle. Even if someone manages to untangle some sort of order, and that is a huge if, there is no evidence about what to do with it.

In both these examples, the method is that of a one time pad. In the employment of a one time pad, it is essential that the recipient be provided with the pad. Without it, a cipher-text cannot be decrypted. And in the case of TB9M17V the CO has omitted the pad, and in the case of the doubloons has even neglected to indicate what precisely is the cipher.

And text on graphic images is a pain in the ass at any time, but long narrative passages and crucial ciphers spread across twenty images is asinine. Yeah, I know, images can be dressed up nicely. But if you must put that much text on images, then for fuck's sake put the raw text in the source code. What does this CO hope to accomplish by making everyone who looks at this rubbish type up every single thing again and again?

I won't rant about every single problem, and there are many of them, but geocaching is about using gps to locate caches. This muck asks us to wander around four cemeteries, not with any certainty, but in the hope something may turn up that will put us

out of our misery. How this shit gets passed a reviewer is more than I want to speculate about.

The good with the bad. Yeah, ten trackables and nice-looking pages. But they do not make up for this trash.

Thankfully I will never be in the area so I'll never be tempted to make the find - which, if I can believe the logs, is as bad as the rest of the puzzle.

It is my understanding that GCAG296 was spawned by two people, both of whom attempted to stop people speaking about the cache online. I guess they want to play the big cheese instead of risking that others might expose their flaws. Shame on both of you for creating this nonsense, and for being anal control freaks.

No favorite point from me.

- JS